

# Pre-rinse set with mixer

Ref. 6692

With bib tap and telescopic spout

## DESCRIPTION

Pre-rinse set with mixer - Ref. 6692

Complete pre-rinse set with bib tap suitable for intensive use in professional kitchens.

Deck-mounted single hole mixer with slimline control lever.

Supplied with F3/8" flexibles and non-return valves.

Bib tap with telescopic, swivelling spout L. 200 - 290mm.

- flow rate 16 lpm at the outlet.

- valve head with control knob.

White hand spray with adjustable jet and 9 lpm flow rate at the outlet (ref. 433000).

Scale-resistant hand spray with shock-resistant tip.

Reinforced, food-grade, white flexible hose L. 0.95m.

3/4" brass column.




Adjustable wall bracket.

Stainless steel spring guide.

30-year warranty.

## TECHNICAL CHARACTERISTICS

Pre-rinse set with mixer - Ref. 6692

Connector	F3/8"
Height	1105 - 1225 mm
Drop height	340 - 580mm
Flow rate	16 lpm bib tap; 9 lpm via the hand spray
Width to the wall	35 - 162mm
Finish	Chrome-plated brass
Norms	ACS  
Warranty	



## ADVANTAGES



Rapid fill: full flow rate within 1/2 turn



Telescopic, swivelling rapid-fill spout



Increased resistance: water-free valve heads



Anti-torsion rotating nut and PVC sheath

