

# Deck-mounted single hole mixer - 20 lpm

Ref. 2506T3

Swivelling tubular over spout L. 300mm H. 315mm

## DESCRIPTION

Deck-mounted single hole mixer - 20 lpm - Ref. 2506T3

Deck-mounted single hole mixer with swivelling, tubular spout H. 315mm L. 300mm.

Star-shaped flow straightener.

Ceramic cartridge Ø 35mm.

Flow rate 20 lpm at 3 bar.

Spout with smooth interior.

Slimline control lever.

Chrome-plated body and spout with reinforced fixing via two stainless steel rods and back-nuts.




Without pop-up waste.

Supplied with stainless steel braided PEX flexibles F3/8".

30-year warranty.

## TECHNICAL CHARACTERISTICS

Deck-mounted single hole mixer - 20 lpm - Ref. 2506T3

Connector	F3/8"
Height	380mm
Drop height	315mm
Spout length	300mm
Flow rate	20 lpm
Finish	Chrome-plated brass
Norms	ACS  
Warranty	



## ADVANTAGES



Chrome-plated body



Flow rate 20 lpm



Body/spout with smooth interior reduces bacteria

