

Sequential mechanical basin mixer

Ref. 2641S

Sequential mechanical mixer with fixed spout L. 200mm



DESCRIPTION

Sequential mechanical basin mixer - Ref. 2641S

Wall-mounted sequential mechanical basin mixer.
Mechanical sequential mixer: opens and closes on cold water, with 70° turning range.

Wall-mounted mixer with swivelling under spout L. 200mm with hygienic BIOSAFE outlet.

Spout suitable for fitting a BIOFIL point-of-use filter.

Spout can be easily fixed in place.

Securitouch thermal insulation prevents burns.

Ø 35mm classic ceramic cartridge with pre-set maximum temperature limiter.
Body and spout with narrow tubes with smooth interiors and very low water volume.

The speed of the water reduces the development of biofilm.

Thermal shocks are possible without removing the control lever or shutting off the cold water supply.

Flow rate regulated at 5 lpm.

Chrome-plated brass body.

Hygiene control lever L. 150mm requires no manual contact.

Mixer with 150mm centres supplied with offset standard wall connectors M1/2" M3/4".

Recommended installation height: 110 - 200mm above the basin surface.

Mechanical mixer ideal for Healthcare facilities, retirement and care homes, hospitals and clinics.

Sequential mixer suitable for people with reduced mobility.

Mixer with 30-year warranty.

ADVANTAGES



Sequential: opens/closes with cold water



Thermal shocks are possible without removing lever






Maximum hygiene: prevents biofilm



Spout can be fixed or swivel

TECHNICAL CHARACTERISTICS

Sequential mechanical basin mixer - Ref. 2641S

| | |
|---------------------|---|
| Connector | M1/2" |
| Technology | BIOSAFE sequential mechanical mixer |
| Spout length | 200mm |
| Flow rate | 5 lpm |
| Temperature limiter | Yes |
| Finish | Chrome-plated brass |
| Norms | ACS   |
| Warranty |  |

