

# TEMPOMATIC 5 electronic tap

Ref. 449100

Mains supply - recessed unit







## DESCRIPTION

TEMPOMATIC 5 electronic tap - Ref. 449100

Deck-mounted electronic basin tap:  
230/6V recessed mains supply.  
Reduced-stagnation solenoid valve and electronic unit integrated into the body of the tap.  
Flow rate pre-set at 3 lpm at 3 bar, can be adjusted from 1.4 to 6 lpm.  
Scale-resistant flow straightener.  
Duty flush (~60 seconds every 24 hours after last use).  
Active, infrared presence detection, sensor at the end of the spout optimises detection.  
Chrome-plated metal body.  
PEX flexible F3/8" with filters.  
Fixing reinforced by two stainless steel rods.  
Anti-blocking security.  
Suitable for people with reduced mobility.  
30-year warranty.

## TECHNICAL CHARACTERISTICS

TEMPOMATIC 5 electronic tap - Ref. 449100

Supply	230/6V mains supply
Connector	F3/8"
Technology	Electronic
Drop height	74mm
Spout length	105mm
Flow rate	3 lpm
Finish	Chrome-plated metal
Norms	  
Warranty	

## ADVANTAGES



Exceptional water savings: 90%



Hygiene: no manual contact



Integrated electronics and solenoid valve



Recessed mains supply

