

## Lift-up Comfort shower seat with leg

Ref. 510430

Wall-mounted lift-up shower seat







### DESCRIPTION

Lift-up Comfort shower seat with leg - Ref. 510430

HR Comfort lift-up shower seat with leg.  
 Wall-mounted lift-up for fixed installation.  
 Shower seat for disabled people and for people with reduced mobility.  
 Wide model.  
 Anti-bacterial treatment on the seat: optimal protection against bacterial development and mould.  
 Retained in upright position. Slowed down descent.  
 Suitable for intensive use in public places or the healthcare sector.  
 Removable solid seat made from high strength polymer.  
 Uniform non-porous surface for easy maintenance and hygiene.  
 Good resistance to chemical products (Betadine®) and cleaning.  
 Anti-UV treatment.  
 Warm to the touch.  
 Bacteriostatic 304 stainless steel structure Ø 32mm.  
 UltraPolish bright polished finish.  
 Reinforced by a folding, articulated leg made from 304 stainless steel tube Ø 25mm.  
 Concealed fixings secured to wall by a 304 stainless steel plate, 4mm thick.  
 Supplied with stainless steel screws for concrete walls.  
 Dimensions: 506 x 420 x 480mm.  
 Folded dimensions: 130 x 540mm.  
 Tested to over 250kg. Maximum recommended user weight: 170kg.  
 Wall-mounted lift-up shower seats with 30-year warranty. CE marked.

### ADVANTAGES

-  Anti-bacterial treatment
-  Comfort: large, ergonomic seat
-  Easy to clean: solid seat
-  Maximum safety: tested to over 250kg

### TECHNICAL CHARACTERISTICS

Lift-up Comfort shower seat with leg - Ref. 510430

|          |   |
|----------|---|
| Height   | 480mm   |
| Depth    | 506mm   |
| Width    | 420mm   |
| Finish   | UltraPolish bright polished stainless steel   |
| Norms    |    |
| Warranty |    |

