

## Mechanical basin mixer

Ref. 2520L

Single hole mechanical mixer H. 85mm, L. 135mm









### DESCRIPTION

**Mechanical basin mixer - Ref. 2520L**





Deck-mounted mechanical basin mixer.  
 Single hole mechanical mixer H. 85mm L. 135mm with BIOSAFE hygienic outlet.  
 Ø 40mm classic ceramic cartridge with pre-set maximum temperature limiter.  
 Flow rate limited to 5 lpm at 3 bar.  
 Hygiene control lever L. 150mm.  
 With ergonomic pop-up waste 1 1/4" made from brass.  
 PEX flexibles F3/8".  
 Fixing reinforced via 2 stainless steel rods.  
 Mechanical mixer ideal for healthcare facilities, retirement and care homes, hospitals and clinics.  
 Suitable for people with reduced mobility.  
 Mixer with 30-year warranty.

### TECHNICAL CHARACTERISTICS

**Mechanical basin mixer - Ref. 2520L**

Connector	F3/8"
Height	185mm
Drop height	85mm
Spout length	135mm
Flow rate	5 lpm at 3 bar
Temperature limiter	Yes
Finish	Chrome-plated brass
Norms	   
Warranty	
Repairability	

### ADVANTAGES

-  Pre-set maximum temperature limiter
-  Hygiene: BIOSAFE hygienic outlet with no grid
-  No manual contact thanks to hygiene control lever
-  Water saving: flow rate limited to 5 lpm at 3 bar

