

# Mechanical basin mixer

Ref. 2220

Single hole mechanical mixer H. 60mm, L. 100mm







## DESCRIPTION

**Mechanical basin mixer - Ref. 2220**

Deck-mounted mechanical basin mixer.  
Single hole mechanical mixer H. 60mm L. 100mm with a hygienic flow straightener.  
Ø 35mm classic ceramic cartridge with pre-set maximum temperature limiter.  
Flow rate regulated to 5 lpm.  
Sculptured control lever.  
Ergonomic pop-up waste 1 1/4" in polypropylene.  
PEX flexibles F3/8".  
Reinforced fixing.  
Mechanical mixer ideal for healthcare facilities, retirement and care homes, hospitals and clinics.  
Single hole mixer suitable for people with reduced mobility.  
Mixer with 30-year warranty.

## TECHNICAL CHARACTERISTICS

**Mechanical basin mixer - Ref. 2220**

Connector	F3/8"
Drop height	60mm
Spout length	100mm
Flow rate	5 lpm
Temperature limiter	Yes
Finish	Chrome-plated brass
Norms	   
Warranty	
Repairability	



## ADVANTAGES



Pre-set maximum temperature limiter



Ergonomic: sculptured lever is easy to grip



Water saving: flow rate regulated at 5 lpm



Increased resistance: reinforced fixing

