

## TEMPOMATIC MIX PRO electronic mixer

Ref. 495253

Mains supply

### DESCRIPTION

**TEMPOMATIC MIX PRO electronic mixer - Ref. 495253**

Deck-mounted electronic basin mixer:  
Independent IP65 electronic control unit.  
230/12V mains supply with transformer.  
Flow rate pre-set at 4 lpm at 3 bar, can be adjusted from 1.4 - 6 lpm.  
Scale-resistant flow straightener.  
Adjustable duty flush (pre-set flush ~60 seconds every 24 hours after last use).  
Shock-resistant infrared presence detection sensor.  
Chrome-plated solid brass body with fixing reinforced by 2 stainless steel rods.  
PEX flexibles with filters and solenoid valves M $\frac{3}{8}$ ".  
360° swivelling spout with smooth interior (reduces bacterial development).  
Removable spout for cleaning.  
Anti-blocking security.  
Side temperature control with ergonomic long lever and adjustable maximum temperature limiter.  
Solenoid valves upstream of the mixing chamber.  
Suitable for people with reduced mobility.  
30-year warranty.  
Two shut-off options on 230/12V models:  
Standard mode: timed flow with automatic shut-off.  
ON/OFF mode: user shuts off flow voluntarily or automatic shut-off after 30 minutes of flow.  
Thermal shocks are possible.

### TECHNICAL CHARACTERISTICS





**TEMPOMATIC MIX PRO electronic mixer - Ref. 495253**

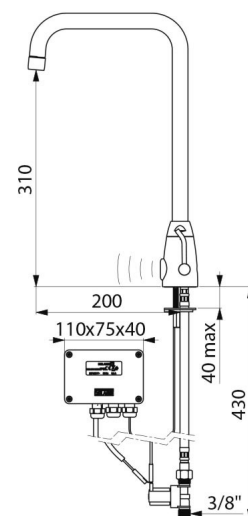
Supply	230/12V mains supply
Connector	M3/8"
Technology	Electronic
Drop height	310mm
Spout length	200mm
Flow rate	4 lpm

Norms	  
Warranty	



### ADVANTAGES

-  Exceptional water savings: 85%
-  Hygiene: no manual contact
-  Multiple modes of operation
-  Independent IP65 electronic control unit



---

Repairability

