

Mechanical sink or basin mixer

Ref. 2871T3

Tall single hole, single control mixer with ceramic cartridge






DESCRIPTION

Mechanical sink or basin mixer - Ref. 2871T3

Deck-mounted tall mechanical sink mixer.
Single hole, single control mixer with high, swivelling spout H. 320mm.
Mechanical mixer supplied with 1 disposable, removable spout.
Ø 35mm classic ceramic cartridge with pre-set maximum temperature limiter.
Body and spout with smooth interiors (reduced bacterial development).
No risk of cross flow between the hot and cold water.
No non-return valves on the inlets.
Thermal shocks are easy to undertake without removing the control lever or shutting off the cold water supply.
Flow rate limited to 9 lpm at 3 bar.
Hygiene control lever L. 185mm requires no manual contact.
Chrome-plated brass body and base.
F3/8" PEX flexibles.
Fixing reinforced via 2 stainless steel rods.
Mechanical mixer ideal for healthcare facilities, retirement and care homes, hospitals and clinics.
Single control mixer suitable for people with reduced mobility.
Mixer with 30-year warranty.

TECHNICAL CHARACTERISTICS

Mechanical sink or basin mixer - Ref. 2871T3

Connector	F3/8"
Technology	BIOCLIP
Drop height	320mm
Spout length	180mm
Flow rate	9 lpm at 3 bar
Temperature limiter	Yes
Finish	Chrome-plated brass
Norms	  
Warranty	
Repairability	



ADVANTAGES



Hygiene: smooth interior reduces bacteria



Hygiene: removable spout for internal cleaning



Thermal shock without removing the control lever



Hygiene control lever requires no manual contact

