

Mechanical basin mixer

Ref. 2446LS

Wall-mounted mixer with swivelling spout L. 150, Hygiene lever L. 150







DESCRIPTION

Mechanical basin mixer - Ref. 2446LS

Wall-mounted mechanical basin mixer.
Swivelling, flat under-spout L. 150mm with hygienic flow straightener suitable for fitting a BIOFIL terminal filter.
Securitouch thermal insulation prevents burns.
Ø 40mm ceramic cartridge and pre-set maximum temperature limiter.
Body and spout with smooth interiors and low water volume (reduce niches where bacteria can develop).
Flow rate regulated at 5 lpm.
Chrome-plated brass body.
Hygiene control lever L. 150mm.
Supplied with standard connectors, M1/2" M3/4".
30-year warranty.

TECHNICAL CHARACTERISTICS

Mechanical basin mixer - Ref. 2446LS

Connector	M1/2"
Technology	Securitouch
Spout length	150mm
Flow rate	5 lpm
Finish	Chrome-plated brass
Norms	ACS  
Warranty	
Repairability	

ADVANTAGES



Smooth body/spout interior, reduces bacteria



Pre-set maximum temperature limiter



Securitouch thermal insulation prevents burns



Hygiene control lever requires no manual contact

