

# Mechanical basin mixer

Ref. 2446LS

Wall-mounted mixer with swivelling spout L. 150, Hygiene lever L. 150



## DESCRIPTION

**Mechanical basin mixer - Ref. 2446LS**

Wall-mounted mechanical basin mixer.  
Swivelling, flat under-spout L. 150mm with hygienic flow straightener suitable for fitting a BIOFIL terminal filter.  
Securitouch thermal insulation prevents burns.  
Ø 40mm ceramic cartridge and pre-set maximum temperature limiter.  
Body and spout with smooth interiors and low water volume (reduce niches where bacteria can develop).  
Flow rate regulated at 5 lpm.  
Chrome-plated brass body.  
Hygiene control lever L. 150mm.  
Supplied with standard connectors, M1/2" M3/4".  
30-year warranty.

## ADVANTAGES



Smooth body/spout interior, reduces bacteria



Pre-set maximum temperature limiter







Securitouch thermal insulation prevents burns



Hygiene control lever requires no manual contact

## TECHNICAL CHARACTERISTICS

**Mechanical basin mixer - Ref. 2446LS**

Connector	M1/2"
Technology	Securitouch
Spout length	150mm
Flow rate	5 lpm
Finish	Chrome-plated brass
Norms	  
Warranty	
Repairability	