

Securitouch mechanical shower mixer

Ref. 2739

Wall-mounted single control mixer, sculptured control lever









DESCRIPTION

Securitouch mechanical shower mixer - Ref. 2739

Wall-mounted single control mechanical shower mixer.
Wall-mounted single control mixer with Securitouch thermal insulation to prevent burns.
Ø 40mm ceramic cartridge with pre-set maximum temperature limiter.
Body with smooth interior and low water volume.
Flow rate regulated at 9 lpm.
Chrome-plated brass body and sculptured control lever.
M1/2" shower outlet with integrated non-return valve.
Mixer with offset STOP/CHECK connectors, M1/2" M3/4".
Mechanical mixer ideal for healthcare facilities, retirement and care homes, hospitals and clinics.
Shower mixer suitable for people with reduced mobility.
Mixer with 30-year warranty.

TECHNICAL CHARACTERISTICS

Securitouch mechanical shower mixer - Ref. 2739

Connector	M1/2"
Technology	Securitouch shower mixer
Depth	150mm
Width	182mm
Flow rate	9 lpm
Temperature limiter	Yes
Finish	Chrome-plated brass
Norms	   
Warranty	
Repairability	

ADVANTAGES



Maximum hygiene: smooth interior reduces bacteria



Securitouch thermal insulation prevents burns



Maximum hygiene: low water volume.



Ergonomic: sculptured lever is easy to grip

