

# Auto-draining shower kit with mechanical mixer

Ref. 2539SHYG

Mechanical mixer

## DESCRIPTION

**Auto-draining shower kit with mechanical mixer - Ref. 2539SHYG**

Mechanical shower kit with auto-draining device:

- Shower mixer with Ø 40mm ceramic cartridge with pre-set maximum temperature limiter.

Flow rate regulated at 9 lpm.

M1/2" shower outlet with integrated non-return valve.

Supplied with offset standard connectors, M1/2" M3/4".




- Shower head (ref. 813) with flexible hose (ref. 834T3) and chrome-plated, adjustable, wall-mounted support (ref. 845).

- Auto-draining device FM1/2" for installation between the flexible hose and the shower head, automatically drains the shower head and flexible hose (reduces bacterial development) (ref. 880).

30-year warranty.

## TECHNICAL CHARACTERISTICS

**Auto-draining shower kit with mechanical mixer - Ref. 2539SHYG**

Connector	M1/2"
Depth	162mm
Width	175mm
Flow rate	9 lpm
Finish	Chrome-plated brass
Norms	<b>ACS</b> 
Warranty	
Repairability	



## ADVANTAGES



Pre-set maximum temperature limiter



Handset and flexible hose drain out automatically



Sculptured control lever for eased grip



Water saving: flow rate regulated at 9 lpm

