

Shower riser rail with mechanical mixer

Ref. 2739SKIT

Shower kit with Securitouch mixer with smooth interior

DESCRIPTION

Shower riser rail with mechanical mixer - Ref. 2739SKIT

Shower riser rail with single control mechanical mixer.

Wall-mounted shower kit with shower mixer.

- Wall-mounted single control mixer with Securitouch thermal insulation to prevent burns.

Ø 40mm classic ceramic cartridge with pre-set maximum temperature limiter.

Body with smooth interior and low water volume.

Flow rate regulated at 9 lpm.

Chrome-plated brass body and sculptured control lever.

M1/2" shower outlet with integrated non-return valve.

Mixer with offset standard wall connectors, M1/2" M3/4".

- Sliding shower head holder (ref. 813) on a chrome-plated riser rail (ref. 821) with soap dish and flexible shower hose (ref. 836T1).

- Shower head retaining collar (ref. 830).




Shower riser rail is ideal for healthcare facilities, retirement homes, hospitals and clinics.

Mechanical mixer suitable for people with reduced mobility.

Mixer with 30-year warranty.

TECHNICAL CHARACTERISTICS

Shower riser rail with mechanical mixer - Ref. 2739SKIT

Connector	M1/2"
Technology	Securitouch shower mixer
Depth	161mm
Width	182mm
Flow rate	9 lpm
Temperature limiter	Yes
Finish	Chrome-plated brass
Norms	ACS 
Warranty	
Repairability	



ADVANTAGES



Hygiene: smooth interior reduces bacteria



Securitouch thermal insulation prevents burns



Maximum hygiene: low water volume



Ergonomic: sculptured lever is easy to grip

