

Single hole mixer - 100 lpm

Ref. 5612

Mixer with extension column with spout H.650 L.300






DESCRIPTION

Single hole mixer - 100 lpm - Ref. 5612

Deck-mounted, single hole mixer for professional kitchens.
 Mixer for professional kitchens with extension column for installation on a stove top.
 Mixer for plunge sinks with swivelling, tubular spout H. 650mm L. 300mm.
 Star-shaped, brass flow straightener with smooth interior.
 Water-free guided valve heads with reinforced mechanisms.
 Shock-resistant, ergonomic ball levers.
 Flow rate 100 lpm at 3 bar.
 Full flow rate within half a turn.
 Chrome-plated brass body and spout.
 Soldered copper pipe water inlets.
 Single hole mixer with reinforced fixings.
 Mixer suitable for intensive use in professional kitchens.
 Mixer for professional kitchens with 30-year warranty.





TECHNICAL CHARACTERISTICS

Single hole mixer - 100 lpm - Ref. 5612

Height	715mm
Drop height	650mm
Spout length	300mm
Flow rate	100 lpm at 3 bar
Finish	Chrome-plated brass
Norms	  
Warranty	
Repairability	



ADVANTAGES

- 
Rapid fill: flow rate 100 lpm at 3 bar
- 
Shockproof control levers for intensive use
- 
Brass body and spout suitable for intensive use
- 
Maximum hygiene: spout with smooth interior

