

Single hole mixer - 100 lpm

Ref. 5612

Mixer with high flow rate for plunge sinks




DESCRIPTION

Single hole mixer - 100 lpm - [Ref. 5612](#)

Deck-mounted single hole mixer for professional catering.
Single hole mixer with extension for installation on a stove top.
Mixer for plunge sinks with swivelling, tubular spout H. 650mm L. 300mm.
Star-shaped, brass flow straightener.
Water-free guided valve heads with reinforced mechanisms.
Shock-resistant, ergonomic ball levers.
Flow rate 100 lpm at 3 bar.
Full flow rate within half a turn.
Spout with smooth interior.
Chrome-plated brass body and spout.
Soldered copper pipe water inlets.
Suitable for intensive use in professional kitchens.
Reinforced fixings.
30-year warranty.

TECHNICAL CHARACTERISTICS

Single hole mixer - 100 lpm - [Ref. 5612](#)

Height	715mm
Drop height	650mm
Spout length	300mm
Flow rate	100 lpm
Finish	Chrome-plated brass
Norms	ACS 
Warranty	
Repairability	



ADVANTAGES



Rapid fill: flow rate 100 lpm at 3 bar



Shockproof control levers for intensive use



Brass body and spout suitable for intensive use



Maximum hygiene: spout with smooth interior

