

Pre-rinse set with mixer

Ref. G6632

With bib tap and swivelling telescopic spout

DESCRIPTION

Pre-rinse set with mixer - Ref. G6632

Complete pre-rinse set with bib tap.
Mixer suitable for intensive use in professional kitchens.
Single hole deck-mounted mixer with:

- valve head with control knobs.
- F3/8" flexible hoses and non-return valves.
- reinforced fixing via 2 threaded rods and back-nuts.





Bib tap with:

- telescopic, swivelling spout L. 200 - 290mm with 20 lpm flow rate at the outlet.
- valve head with control knob.

White hand spray with adjustable jet and 9 lpm flow rate at the outlet (ref. 433000).
Scale-resistant hand spray and shock-resistant tip.
White, reinforced, food-grade flexible hose L. 0.95m.
3/4" stainless steel column.
Adjustable wall bracket.
Stainless steel spring guide.
Pre-rinse set
30-year warranty.





TECHNICAL CHARACTERISTICS

Pre-rinse set with mixer - Ref. G6632

Connector	F3/8"
Height	1105 - 1225mm
Drop height	Bib tap: 220mm, hand spray: 460 - 580mm
Flow rate	20 lpm with the bib tap; 9 lpm via the hand spray
Width to the wall	35 - 162mm
Finish	Stainless steel
Norms	   
Warranty	
Repairability	



ADVANTAGES

- 
Rapid fill: full flow rate 20 lpm
- 
Increased resistance: water-free valve heads
- 
Telescopic, swivelling rapid-fill spout
- 
Anti-torsion rotating nuts and PVC sheath

