

## TEMPOMATIC 4 electronic tap

Ref. 440106

Integrated batteries










### DESCRIPTION

TEMPOMATIC 4 electronic tap - Ref. 440106

Deck-mounted electronic basin tap:  
 Battery-operated with integrated 123 6V Lithium batteries.  
 Reduced-stagnation solenoid valve and electronic unit integrated into the body of the tap.  
 Flow rate pre-set at 3 lpm at 3 bar, can be adjusted from 1.4 - 6 lpm.  
 Scale-resistant flow straightener.  
 Duty flush (~60 seconds every 24 hours after the last use).  
 Presence detection sensor at the end of the spout optimises detection.  
 Chrome-plated metal body.  
 Cap fixed in place by 2 concealed screws.  
 PEX flexibles F3/8" with filter.  
 Fixing reinforced by two stainless steel rods.  
 Anti-blocking security.  
 Suitable for people with reduced mobility.  
 30-year warranty.

### TECHNICAL CHARACTERISTICS

TEMPOMATIC 4 electronic tap - Ref. 440106

Supply	6V batteries
Connector	F3/8"
Technology	Electronic
Drop height	70mm
Spout length	105mm
Flow rate	3 lpm
Norms	    
Warranty	
Repairability	

### ADVANTAGES



Exceptional water savings: 90%



Hygiene: no manual contact



Batteries integrated into the body of the tap



Integrated solenoid valve

