

TEMPOMATIC 4 electronic tap

Ref. 440101

Plug-in mains supply









DESCRIPTION

TEMPOMATIC 4 electronic tap - Ref. 440101

Deck-mounted electronic basin tap:
 230/6V plug-in mains supply.
 Reduced-stagnation solenoid valve and electronic unit integrated into the body of the tap.
 Flow rate pre-set at 3 lpm at 3 bar, can be adjusted from 1.4 - 6 lpm.
 Scale-resistant flow straightener.
 Duty flush (~60 seconds every 24 hours after last use).
 Presence detection sensor at the end of the spout optimises detection.
 Chrome-plated stainless steel body.
 Cap fixed in place by 2 concealed screws.
 PEX flexible F3/8" with filter.
 Fixing reinforced by 2 stainless steel rods.
 Anti-blocking security.
 Suitable for people with reduced mobility.
 30-year warranty.

TECHNICAL CHARACTERISTICS

TEMPOMATIC 4 electronic tap - Ref. 440101

| | |
|--------------|---|
| Supply | 230/6V plug-in mains supply |
| Connector | F3/8" |
| Technology | Electronic |
| Drop height | 70mm |
| Spout length | 105mm |
| Flow rate | 3 lpm |
| Norms |      |
| Warranty |  |

ADVANTAGES



Exceptional water savings: 90%



Hygiene: no manual contact



Mains supply



Integrated solenoid valve

