

TEMPOMATIC 4 electronic tap

Ref. 440101

Plug-in mains supply



DESCRIPTION







TEMPOMATIC 4 electronic tap - Ref. 440101

Deck-mounted electronic basin tap:
230/6V plug-in mains supply.
Reduced-stagnation solenoid valve and electronic unit integrated into the body of the tap.
Flow rate pre-set at 3 lpm at 3 bar, can be adjusted from 1.4 - 6 lpm.
Scale-resistant flow straightener.
Duty flush (~60 seconds every 24 hours after last use).
Presence detection sensor at the end of the spout optimises detection.
Chrome-plated stainless steel body.
Cap fixed in place by 2 concealed screws.
PEX flexible F3/8" with filter.
Fixing reinforced by 2 stainless steel rods.
Anti-blocking security.
Suitable for people with reduced mobility.
30-year warranty.

TECHNICAL CHARACTERISTICS

TEMPOMATIC 4 electronic tap - Ref. 440101

| | |
|--------------|-----------------------------|
| Supply | 230/6V plug-in mains supply |
| Connector | F3/8" |
| Technology | Electronic |
| Drop height | 70mm |
| Spout length | 105mm |
| Flow rate | 3 lpm |

| | |
|---------------|---|
| Norms |     |
| Warranty |  |
| Repairability |  |

ADVANTAGES



Exceptional water savings: 90%



Hygiene: no manual contact



Mains supply



Integrated solenoid valve

