

BINOPTIC electronic tap

Ref. 379DER

Mains supply










DESCRIPTION

BINOPTIC electronic tap - Ref. 379DER

Electronic basin tap for cross wall installation.
Independent IP65 electronic control unit.
230/12V mains supply with transformer.
Flow rate pre-set at 3 lpm at 3 bar, can be adjusted from 1.4 to 6 lpm.
Scale-resistant flow straightener.
Adjustable duty flush (pre-set flush ~60 seconds every 24 hours after last use).
Sensor at the end of the spout optimises presence detection.
Filters and solenoid valves M3/8".
Chrome-plated brass body.
Chrome-plated spout L. 205mm for cross wall installation ≤ 190mm.
Cable for sensor L. 120mm, flexibles and mounting all pass through the same hole.
Anti-blocking security.
Spout with smooth interior and low volume of water (reduces niches where bacteria can develop).
Suitable for people with reduced mobility.
30-year warranty.

TECHNICAL CHARACTERISTICS

BINOPTIC electronic tap - Ref. 379DER

Supply	230/12V mains supply
Connector	M3/8"
Technology	Electronic
Spout length	205mm
Flow rate	3 lpm
Norms	    
Warranty	
Repairability	

ADVANTAGES



Exceptional water savings: 90%



Hygiene: no manual contact



Independent IP65 electronic control unit



LED diagnostic aid

