

ROUND shower head

Ref. 709200

Scale-resistant



DESCRIPTION

ROUND shower head - Ref. 709200





Fixed shower head:
 For cross wall installation (230mm max.).
 Cut-to-size threaded rod.
 Flow rate 6 lpm at 3 bar.
 Automatic flow rate regulation.
 Scale-resistant and ligature-resistant adjustable nozzle.
 Chrome-plated brass.
 Fixed with concealed blocking screw.
 Systematically drains after use (no water retention or impurity deposits).
 Inlet M $\frac{1}{2}$ ".
 30-year warranty.

TECHNICAL CHARACTERISTICS

ROUND shower head - Ref. 709200

Connector	$\frac{1}{2}$ "
Depth	35mm
Length	230mm
Flow rate	6 lpm
Norms	   
Warranty	

ADVANTAGES

-  Water savings up to 80%
-  Scale-resistant nozzle, no water retention
-  Adjustable conical jet
-  Chrome-plated brass, new ligature-resistant nozzle

