

Swivelling, tubular spout

Ref. 1306T2

Spout H. 260mm L. 200mm




DESCRIPTION

Swivelling, tubular spout - Ref. 1306T2

Swivelling, tubular spout, Ø 22mm, on a M1/2" base.
 Chrome-plated brass spout H. 260mm L. 200mm.
 Smooth interior reduces bacterial development.
 Suitable for fitting a terminal filter.
 Scale-resistant flow straightener regulated at 3 lpm.
 30-year warranty.

TECHNICAL CHARACTERISTICS

Swivelling, tubular spout - Ref. 1306T2

Connector	M1/2"
Height	340mm
Drop height	260mm
Spout length	200mm
Flow rate	3 lpm
Finish	Chrome-plated brass
Norms	ACS 
Warranty	
Repairability	



ADVANTAGES



Hygiene: smooth interior reduces bacteria



Water savings: flow rate regulated at 3 lpm



Increased resistance: chrome-plated brass spout



Hygiene: scale-resistant flow straightener

