

Deck-mounted single hole mixer - 45 lpm

Ref. G66452

Swivelling over spout L. 200mm H. 190mm





DESCRIPTION

Deck-mounted single hole mixer - 45 lpm - Ref. G66452

Deck-mounted single hole mixer for professional kitchens.
Mixer for plunge sinks with swivelling, tubular spout H. 190mm L. 200mm.
Star-shaped flow straightener with smooth interior.
Water-free valve heads with control knobs.
Flow rate 45 lpm at 3 bar.
Chrome-plated brass body and spout.
Reinforced fixings via two stainless steel rods.
F3/8" PEX flexibles.
Mixer suitable for intensive use in professional kitchens.
Single hole mixer
30-year warranty.

TECHNICAL CHARACTERISTICS

Deck-mounted single hole mixer - 45 lpm - Ref. G66452

| | |
|---------------|---|
| Connector | F3/8" |
| Height | 270mm |
| Drop height | 190mm |
| Spout length | 200mm |
| Flow rate | 45 lpm |
| Finish | Chrome-plated brass |
| Norms |    |
| Warranty |  |
| Repairability |  |



ADVANTAGES



Rapid fill: flow rate 45 lpm at 3 bar



Brass body and spout suitable for intensive use



Maximum hygiene: spout with smooth interior



Increased resistance: reinforced fixing

