

Eye wash and safety shower combination

Ref. 9203

Free-standing



DESCRIPTION

Eye wash and safety shower combination - Ref. 9203

Free-standing eye wash and safety shower combination with manual or foot control equipped with:

Frost-free system as standard.

304 stainless steel basin Ø 250mm with green finish.

Eye wash spray heads fitted with protective caps in shock-resistant green ABS; will eject automatically when activated.

Flow rate 20 lpm at 3 bar dynamic pressure, aerators have stainless steel double filters.

Circular shower head Ø 250mm in green, shock-resistant ABS.

Flow rate 70 lpm at 3 bar dynamic pressure.

Water supply F1".

Pipework made from galvanised steel, grey powder-coated finish. Triangular pull handle in green powder-coated brass. Hand and foot controls in green powder-coated galvanised steel.

Fixed to the floor by a brass base plate (screws not included).

Supplied with identification signs for first aid equipment: "Safety Shower" and "Eye Wash".

10-year warranty.

Operation:

1/4-turn, nickel plated brass valves open and close quickly.

Simultaneous Eye Wash and Shower:

Water flows simply by pulling on the triangular handle.

The flow will continue even when the handle is released.

The flow will stop when the handle is returned to its original position.

Eye Wash only:

Water flow is operated by the foot pedal or the hand control. The eye wash will continue to flow when the pedal or hand control is released.

The water flow will stop when the hand control is pulled towards the user or the foot pedal is raised.

10-year warranty.

The water does not shut off automatically, allowing the injured person to have both hands free (to remove their clothing, keep their eyes open, etc.).

ADVANTAGES



Frost-free system provided as standard



Rapid flow rate for full decontamination







Maintenance without removing the equipment



Gentle spray and quick and easy to activate

TECHNICAL CHARACTERISTICS

Eye wash and safety shower combination - Ref. 9203

| | |
|-------------|---|
| Supply | F1" |
| Height | 2207mm |
| Length | 660mm |
| Drop height | 2115mm |
| Flow rate | 70 lpm at 3 bar dynamic pressure |
| Norms |    |
| Warranty |  |

