

Wall-mtd shower-bath mixer

Ref. 2252S

Mechanical shower mixer with sculptured control lever



DESCRIPTION

Wall-mtd shower-bath mixer - Ref. 2252S

Mechanical shower-bath mixer.
 Ø 40mm ceramic cartridge with pre-set maximum temperature limiter.
 Fitted with and automatic diverter with low pressure lock to maintain the shower position even if the flow rate is too low.
 High sculptured control lever.
 M1/2" shower outlet with integrated non-return valve.
 Chrome-plated brass body.
 Mixer supplied with offset standard connectors, M1/2" M3/4".
 30-year warranty.

ADVANTAGES






Pre-set maximum temperature limiter



Ergonomic sculptured lever for an easier grip

TECHNICAL CHARACTERISTICS

Wall-mtd shower-bath mixer - Ref. 2252S

Connector	M1/2"
Height	138mm
Finish	Chrome-plated brass
Norms	 ACS
Warranty	 30 YEAR WARRANTY
Repairability	 50 YEARS REPAIRABILITY

