


# Tilting mirror with handle

Ref. 510202P

Bright chrome handle





## DESCRIPTION

**Tilting mirror with handle - Ref. 510202P**

Wall-mounted, tilting, rectangular mirror with handle making it easily adjustable for those sitting down or in a wheelchair.  
For disabled washrooms or combined installation: can be used from a sitting position, for people with reduced mobility, or standing position.  
Quick and easy installation - clip into place.  
Anti-theft blocking.  
Tilting mirror with bright chrome handle.  
6mm thick safety glass mirror.  
Mirror dimensions: 500 x 600mm.  
Can be tilted up to 20°.  
Tilting mirror with 30-year warranty.

## TECHNICAL CHARACTERISTICS

**Tilting mirror with handle - Ref. 510202P**

Height	500mm
Depth	84mm
Width	600mm
Width to the wall	70mm and 20° tilt
Thickness	6mm
Finish	Bright chrome
Norms	
Warranty	

## ADVANTAGES



Lever: tilts mirror from a seated position



Laminated safety mirror



Clip into place installation



Design

