

# TEMPOMATIC MIX electronic mixer with removable BIOCLIP spout

Ref. 20870T1

Tall single hole infrared mixer with stainless steel swivelling spout

## DESCRIPTION

**TEMPOMATIC MIX electronic mixer with removable BIOCLIP spout - Ref. 20870T1**

Deck-mounted electronic basin mixer.  
Electronic mixer with high, removable, swivelling BIOCLIP spout H. 160mm.  
Single hole mixer supplied with 2 removable stainless steel spouts L.183mm Ø 28mm.  
Independent IP65 electronic control unit.  
Mains supply via 230/12V transformer.  
Body and spout with smooth interiors (reduces niches where bacteria can develop).  
Adjustable duty flush (pre-set to approx. 60 secs every 24h after last use) to prevent water stagnation in the network in the event of prolonged periods of non-use.  
Flow rate limited to 5 lpm at 3 bar.  
Shockproof infrared presence detection sensor.  
Chrome-plated solid brass body with reinforced fixing via 2 stainless steel rods.  
Hygiene lever L. 100mm controls temperature.  
PEX flexibles with filters and M3/8" solenoid valve.  
Anti-blocking safety.  
Solenoid valves upstream of the mixing chamber.  
Mixer ideal for healthcare facilities, retirement and care homes, hospitals and clinics.  
Suitable for people with reduced mobility.  
Mixer with 30-year warranty.  
Two shut-off options:  
- standard mode: timed flow with automatic shut-off.  
- ON/OFF mode: user shuts off flow voluntarily after 30 minutes.  
Thermal shocks are possible.  
Position the sensor to the side of the mixer in the On/Off mode.

## TECHNICAL CHARACTERISTICS

**TEMPOMATIC MIX electronic mixer with removable BIOCLIP spout - Ref. 20870T1**

Supply	Mains supply 230/12V
Connector	M3/8"
Technology	Electronic mixer
Height	280mm
Drop height	160mm
Spout length	183mm
Flow rate	5 lpm



## ADVANTAGES



Automatic duty flush limits bacterial development



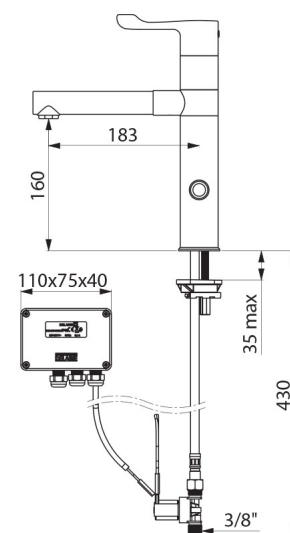
Hygiene: removable spout for internal cleaning





Hygiene: smooth interior reduces bacteria



Water saving: split delivery



Finish	Chrome-plated brass
Norms	<b>ACS</b> <b>CE</b> 
Warranty	
Repairability	