

BINOPTIC MIX electronic mixer

Ref. 379MCH15

Mains supply, Ø 15mm compression fittings






DESCRIPTION

BINOPTIC MIX electronic mixer - Ref. 379MCH15

Cross wall electronic basin mixer:
Independent IP65 electronic control unit.
230/12V mains supply with transformer.
Flow rate pre-set at 3 lpm at 3 bar, can be adjusted from 1.4 to 6 lpm.
Scale-resistant flow straightener.
Duty flush (~60 sec. every 24h after last use).
Active, infrared movement detection, sensor at the end of the spout optimises detection.
Filters, solenoid valves, and Ø 15mm compression fittings.
Chrome-plated solid brass body.
Chrome plated spout for cross wall installations ≤ 110mm.
Cable for sensor L.120mm, flexibles and mounting all pass through the same hole.
Anti-blocking security.
Spout with a smooth interior and low volume of water (limits bacterial niches).
Side temperature control with adjustable maximum temperature limiter.
Suitable for people with reduced mobility.
30-year warranty.

TECHNICAL CHARACTERISTICS

BINOPTIC MIX electronic mixer - Ref. 379MCH15

Supply	230/12V mains supply
Connector	M1/2" Ø 15mm
Technology	Electronic
Spout length	230mm
Flow rate	3 lpm
Norms	 
Warranty	

ADVANTAGES



Exceptional water savings: 90%



Hygiene: no manual contact



Duty flush limits bacterial proliferation



LED diagnostic aid

