

# SECURITHERM EP pressure-balancing basin mixer

Ref. 2446LEPS

Wall-mounted mixer with swivelling spout L. 150, Hygiene lever L. 150









## DESCRIPTION

**SECURITHERM EP pressure-balancing basin mixer - Ref. 2446LEPS**

Wall-mounted SECURITHERM Pressure Balancing (EP) basin mixer.  
 Anti-scalding safety: HW flow is reduced if CW supply fails (and vice versa).  
 Securitouch thermal insulation prevents burns.  
 Flat, swivelling under spout L. 150mm with hygienic flow straightener suitable for fitting a BIOFIL terminal filter.  
 Ø 40mm pressure-balancing ceramic cartridge and pre-set maximum temperature limiter.  
 Body and spout with smooth interiors and low water volume (reduces niches where bacteria can develop).  
 Flow rate regulated at 5 lpm.  
 Chrome-plated brass body.  
 Hygiene control lever L. 150mm.  
 Supplied with standard connectors M1/2" M3/4".  
 30-year warranty.

## TECHNICAL CHARACTERISTICS

**SECURITHERM EP pressure-balancing basin mixer - Ref. 2446LEPS**

|                     |   |
|---------------------|---|
| Connector           | M1/2"   |
| Technology          | SECURITHERM EP, Securitouch   |
| Spout length        | 150mm   |
| Flow rate           | 5 lpm   |
| Temperature limiter | 41°C  |
| Finish              | Chrome-plated brass   |
| Norms               |     |
| Warranty            |    |
| Repairability       |    |

## ADVANTAGES



HW flow rate reduced if CW fails



Securitouch thermal insulation prevents burns



EP: prevention of pressure variations



Body/spout with smooth interior reduces bacteria

