

SECURITHERM EP pressure-balancing basin mixer

Ref. 2446LEPS

Wall-mounted mixer with swivelling spout L. 150, Hygiene lever L. 150









DESCRIPTION

SECURITHERM EP pressure-balancing basin mixer - Ref. 2446LEPS

Wall-mounted SECURITHERM Pressure Balancing (EP) basin mixer.
 Anti-scalding safety: HW flow is reduced if CW supply fails (and vice versa).
 Securitouch thermal insulation prevents burns.
 Flat, swivelling under spout L. 150mm with hygienic flow straightener suitable for fitting a BIOFIL terminal filter.
 Ø 40mm pressure-balancing ceramic cartridge and pre-set maximum temperature limiter.
 Body and spout with smooth interiors and low water volume (reduces niches where bacteria can develop).
 Flow rate regulated at 5 lpm.
 Chrome-plated brass body.
 Hygiene control lever L. 150mm.
 Supplied with standard connectors M1/2" M3/4".
 30-year warranty.

TECHNICAL CHARACTERISTICS

SECURITHERM EP pressure-balancing basin mixer - Ref. 2446LEPS

Connector	M1/2"
Technology	SECURITHERM EP, Securitouch
Spout length	150mm
Flow rate	5 lpm
Temperature limiter	41°C
Finish	Chrome-plated brass
Norms	   
Warranty	
Repairability	

ADVANTAGES



HW flow rate reduced if CW fails



Securitouch thermal insulation prevents burns



EP: prevention of pressure variations



Body/spout with smooth interior reduces bacteria

