

SECURITHERM EP pressure-balancing basin mixer

Ref. 2446LEPS

Wall-mounted mixer with swivelling spout L. 150, Hygiene lever L. 150



DESCRIPTION

SECURITHERM EP pressure-balancing basin mixer - Ref. 2446LEPS

Wall-mounted SECURITHERM Pressure Balancing (EP) basin mixer.

Anti-scalding safety: HW flow is reduced if CW supply fails (and vice versa).

Securitouch thermal insulation prevents burns.

Flat, swivelling under spout L. 150mm with hygienic flow straightener suitable for fitting a BIOFIL terminal filter.

Ø 40mm pressure-balancing ceramic cartridge and pre-set maximum temperature limiter.

Body and spout with smooth interiors and low water volume (reduces niches where bacteria can develop).

Flow rate regulated at 5 lpm.

Chrome-plated brass body.







Hygiene control lever L. 150mm.

Supplied with standard connectors M1/2" M3/4".

30-year warranty.

TECHNICAL CHARACTERISTICS

SECURITHERM EP pressure-balancing basin mixer - Ref. 2446LEPS

Connector	M1/2"
Technology	SECURITHERM EP, Securitouch
Spout length	150mm
Flow rate	5 lpm
Temperature limiter	41°C
Finish	Chrome-plated brass
Norms	ACS    
Warranty	
Repairability	

ADVANTAGES



HW flow rate reduced if CW fails



Securitouch thermal insulation prevents burns



EP: prevention of pressure variations



Body/spout with smooth interior reduces bacteria

