

Mechanical basin mixer

Ref. 2870T1

Tall, single hole, single hole mixer with ceramic cartridge





DESCRIPTION

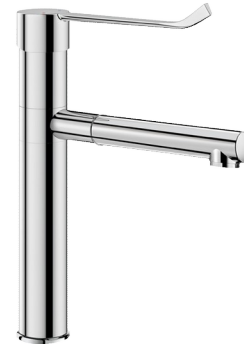
Mechanical basin mixer - Ref. 2870T1

Deck-mounted mechanical basin mixer.
 Single hole, single control basin mixer with high, swivelling spout H. 180mm.
 Mixer supplied with 2 removable stainless steel spouts.
 Ø 35mm ceramic cartridge with pre-set maximum temperature limiter.
 Body and spout with smooth interiors (reduced bacterial development).
 No risk of cross flow between hot and cold water.
 No non-return valves on the inlets.
 Thermal shocks are easy to undertake without removing the control lever or shutting off the water supply.
 Flow rate limited to 5 lpm at 3 bar.
 Hygiene control lever L. 185mm requires no manual contact.
 Body and base in chrome plated brass.
 PEX flexibles F3/8".
 Fixing reinforced by 2 stainless steel rods.
 Mixer ideal for healthcare facilities, retirement and care homes, hospitals and clinics.
 Mixer suitable for people with reduced mobility.
 30-year warranty.





TECHNICAL CHARACTERISTICS

Mechanical basin mixer - Ref. 2870T1

Connector	F3/8"
Technology	BIOCLIP mixer
Drop height	180mm
Spout length	185mm
Flow rate	5 lpm
Temperature limiter	Yes
Finish	Chrome-plated brass
Norms	 
Warranty	
Repairability	



ADVANTAGES

- 
 Hygiene: smooth interior reduces bacteria
- 
 Hygiene: removable spout for internal cleaning
- 
 Thermal shock without removing the control lever
- 
 Hygiene control lever requires no manual contact

