

Be-line® corner grab bar 2 walls, white

Ref. 511941W

Matte white powder-coated aluminium



DESCRIPTION

Be-line® corner grab bar 2 walls, white - Ref. 511941W

Be-Line® corner grab bar Ø 35mm for WCs, showers or baths. Use as a shower rail and to support people with reduced mobility in an upright position.

Helps and secures entry and movement in the shower also with getting in and out of the bath.

In the WC with recessed cistern or cisternless flush system, helps with the transfer from a wheelchair to the toilet seat.

Aluminium tube thickness 3mm. Solid aluminium fixing points.

Rounded profile Ø 35mm with ergonomic flat front face that prevents rotation for an optimal grip.

Matte white powder-coated aluminium finish provides a good visual contrast with the wall.

Uniform surface for easy maintenance and hygiene.

38mm gap between the bar and the wall: minimal space prevents the forearm passing between the bar and the wall, reducing the risk of fracture in case of loss of balance.

Angled grab bar with concealed fixings.

Supplied with stainless steel screws Ø 8 x 70mm for concrete walls.

Anti-bacterial treatment - optimal protection against bacterial development.




Dimensions: 695 x 695mm.

Tested to over 200kg. Maximum recommended user weight: 135kg.

30-year warranty. CE marked.

TECHNICAL CHARACTERISTICS

Be-line® corner grab bar 2 walls, white - Ref. 511941W

| | |
|-------------------|---|
| Length | 695mm |
| Width | 695mm |
| Diameter | Ø 35mm |
| Width to the wall | 38mm |
| Thickness | 3mm |
| Finish | Matte white powder-coated aluminium |
| Norms |   |
| Warranty |  |
| Repairability |  |

ADVANTAGES



Innovative design suitable for all users



Comfort: ergonomic anti-rotation surface



Tested to over 200kg



38mm gap between bar and wall: space saving

