

Securitouch mechanical shower mixer

Ref. 2739T

Wall-mounted single control mixer, solid control lever






DESCRIPTION

Securitouch mechanical shower mixer - Ref. 2739T

Wall-mounted single control mechanical shower mixer.
 Wall-mounted single control with Securitouch thermal insulation to prevent burns.
 Ø 40 classic ceramic cartridge with pre-set maximum temperature limiter.
 Body with smooth interior and low water volume (reduces bacterial development).
 No risk of cross flow between the hot and cold water.
 No non-return valves on the inlets.
 Flow rate regulated at 9 lpm.
 Chrome-plated brass body and solid control lever.
 M1/2" shower outlet with integrated non-return valve.
 Mixer with offset STOP/CHECK connectors M1/2" M3/4".
 Mechanical mixer ideal for healthcare facilities, retirement and care homes, hospitals and clinics.
 Shower mixer suitable for people with reduced mobility.
 Mixer with 30-year warranty.

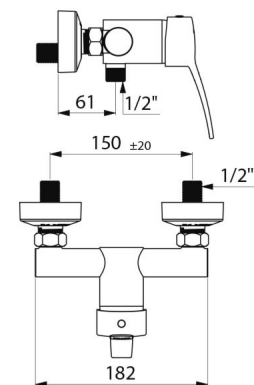
ADVANTAGES







-  Hygiene: smooth interior reduces bacteria
-  Securitouch thermal insulation prevents burns
-  Maximum hygiene: low water volume.
-  Ergonomic: solid lever is easy to grip

TECHNICAL CHARACTERISTICS

Securitouch mechanical shower mixer - Ref. 2739T

Connector	M1/2"
Technology	Securitouch shower mixer
Width	182mm
Flow rate	9 lpm
Temperature limiter	Yes
Finish	Chrome-plated brass



Norms	   
	
Warranty	
Repairability	