

# Auto-draining shower kit with EP mechanical mixer

Ref. 2239EPHYG

Shower kit with pressure-balancing mixer

## DESCRIPTION

**Auto-draining shower kit with EP mechanical mixer - Ref. 2239EPHYG**

Shower kit with single control mechanical mixer.

SECURITHERM shower kit with auto-draining device.

- Mixer with Ø 40mm ceramic cartridge with pressure-balancing and pre-set maximum temperature limiter.

Total anti-scalding safety: HW flow rate is reduced if CW supply fails (and vice versa).

Constant temperature regardless of pressure and flow rate variations.

Flow rate regulated at 9 lpm.

Chrome-plated brass body and sculptured control lever.

M½" shower outlet with integrated non-return valve.

Mixer with 2 offset STOP/CHECK wall connectors M1/2" M3/4" ideal for hospitals.

Filters and non-return valves.

- Chrome-plated shower head (ref. 811) with flexible hose (ref. 834T3) and chrome-plated, wall-mounted tilting support (ref. 845).

- Anti-stagnation device FM½" for installation between lower outlet and shower hose, automatically drains the flexible hose and shower head (ref. 880).






Ideal for healthcare facilities, nursing homes, hospitals and clinics.

Suitable for people with reduced mobility.

30-year warranty.

## TECHNICAL CHARACTERISTICS

**Auto-draining shower kit with EP mechanical mixer - Ref. 2239EPHYG**

|                     |   |
|---------------------|---|
| Connector           | M1/2"   |
| Technology          | SECURITHERM EP  |
| Width               | 175mm   |
| Flow rate           | 9 lpm   |
| Temperature limiter | 39°C  |
| Finish              | Chrome-plated brass   |
| Norms               |    |
| Warranty            |    |
| Repairability       |    |



## ADVANTAGES



HW flow rate reduced if CW fails



Pressure-balancing: constant temperature



Ergonomic: sculptured lever is easy to grip



Water savings: flow rate regulated at 9 lpm

