

BINOPTIC MIX electronic mixer

Ref. 498MCHLH15

Battery-operated, Ø 15mm compression fittings



DESCRIPTION

BINOPTIC MIX electronic mixer - Ref. 498MCHLH15

Deck-mounted electronic basin mixer:
Independent IP65 electronic control unit.
123 6V Lithium batteries.
Flow rate pre-set at 3 lpm at 3 bar, can be adjusted from 1.4 - 6 lpm.
Scale-resistant flow straightener.
Adjustable duty flush (pre-set flush 60 seconds every 24 hours after last use).
Active, infrared presence detection, sensor at the end of the spout optimises detection.
Chrome-plated brass body.
PEX flexibles with filters and solenoid valves Ø 15mm compression fittings.
Fixing reinforced by 2 stainless steel rods.
Anti-blocking security.
Spout with smooth interior and low water volume (reduces bacterial development).
Side temperature control with long lever and adjustable maximum temperature limiter.
Drop height: 250mm for counter-top washbasins.
Suitable for people with reduced mobility.
30-year warranty.





TECHNICAL CHARACTERISTICS

BINOPTIC MIX electronic mixer - Ref. 498MCHLH15

Supply	6V batteries
Connector	M1/2" Ø 15mm
Technology	Electronic
Drop height	250mm
Spout length	185mm
Flow rate	3 lpm
Norms	
Warranty	



ADVANTAGES

-  Exceptional water savings: 90%
-  Hygiene: no manual contact
-  Anti-bacterial duty flush
-  LED diagnostic aid

