

SECURITHERM EP pressure-balancing basin mixer

Ref. 2445EP

Wall-mounted mixer with swivel spout L .200mm, sculptured lever










DESCRIPTION

SECURITHERM EP pressure-balancing basin mixer - Ref. 2445EP





Wall-mounted SECURITHERM pressure-balancing basin mixer.
 Wall-mounted mixer with flat, swivelling under spout, L. 200mm with hygienic flow straightener suitable for fitting a BIOFUL point-of-use filter.
 Anti-scalding safety: HW flow is reduced if CW fails (and vice versa).
 Stable temperature regardless of pressure and flow rate variations in the system.
 Securitouch thermal insulation prevents burns.
 Ø 40mm pressure-balancing ceramic cartridge with pre-set maximum temperature limiter.
 Body and spout with smooth interiors and low water volume (reduces bacterial niches).
 Flow rate regulated at 5 lpm at 3 bar.
 Chrome-plated brass body.
 Sculptured control lever.
 Mixer supplied with offset STOP/CHECK connectors M1/2" M3/4" ideal for hospitals.
 Recommended installation height: 110 - 200mm above the basin surface.
 Mechanical mixer ideal for healthcare facilities, retirement and care homes, hospitals and clinics.
 Mixer suitable for people with reduced mobility.
 Mixer with 30-year warranty.

TECHNICAL CHARACTERISTICS

SECURITHERM EP pressure-balancing basin mixer - Ref. 2445EP

Connector	M1/2"
Technology	SECURITHERM EP mixer, Securitouch
Spout length	200mm
Flow rate	5 lpm
Temperature limiter	Yes
Finish	Chrome-plated
Norms	    
Warranty	
Repairability	

ADVANTAGES

-  Pressure-balancing: HW flow reduced if CW fails
-  Securitouch thermal insulation prevents burns
-  EP: reduces pressure variations
-  Hygiene: smooth interior reduces bacteria

