

SECURITHERM EP pressure-balancing basin mixer

Ref. 2445LEP

Wall-mounted mixer with swivel spout L. 200mm, Hygiene lever L. 150mm








DESCRIPTION

SECURITHERM EP pressure-balancing basin mixer - Ref. 2445LEP

Wall-mounted SECURITHERM pressure-balancing basin mixer.
 Wall-mounted mechanical mixer with flat swivelling under spout L. 200mm with hygienic flow straightener,
 Spout suitable for fitting a BIOFIL point-of-use filter.
 Anti-scalding safety: HW flow rate is reduced if CW fails (and vice versa).
 Stable temperature regardless of flow rate and pressure variations in the system.
 Mixer with Securitouch thermal insulation prevents burns.
 Ø 40mm pressure-balancing ceramic cartridge with pre-set maximum temperature limiter.
 Body and spout with smooth interiors and low water volume.
 Flow rate regulated at 5 lpm.
 Chrome-plated brass body.
 Hygiene control lever L. 150mm requires no manual contact.
 Mixer with 150mm centres supplied with offset STOP/CHECK wall connectors M1/2" M3/4" ideal for hospitals.
 Filters and non-return valves.
 Recommended installation height: 110 - 200mm above the basin surface.
 Mechanical mixer ideal for healthcare facilities, retirement and care homes, hospitals and clinics.
 Mixer suitable for people with reduced mobility.
 30-year warranty.

TECHNICAL CHARACTERISTICS

SECURITHERM EP pressure-balancing basin mixer - Ref. 2445LEP

Connector	M1/2"
Technology	SECURITHERM EP mixer, Securitouch
Spout length	200mm
Flow rate	5 lpm
Temperature limiter	Yes
Finish	Chrome-plated
Norms	   
Warranty	

ADVANTAGES



EP: HW flow reduced if CW fails



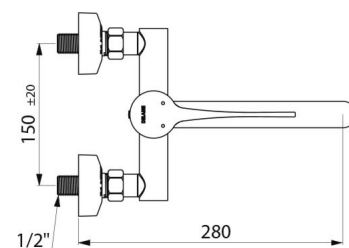
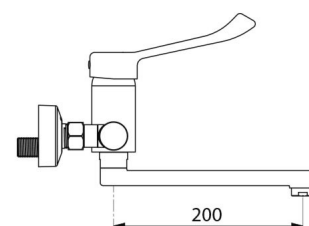
Securitouch thermal insulation prevents burns



EP: reduces pressure variations



Hygiene: smooth interior reduces bacteria



Repairability

