

# SECURITHERM EP pressure-balancing basin mixer

Ref. 2445LEPS

Wall-mounted mixer with swivel spout L. 200mm, Hygiene lever L. 150mm









## DESCRIPTION

**SECURITHERM EP pressure-balancing basin mixer - Ref. 2445LEPS**

Wall-mounted SECURITHERM pressure-balancing basin mixer.  
 Wall-mounted mixer with flat, swivelling under spout L. 200mm with hygienic flow straightener suitable for fitting a BIOFIL point-of-use filter.  
 Anti-scalding safety: HW flow rate is reduced if CW fails (and vice versa).  
 Stable temperature regardless pressure and flow rate variations in the system.  
 Securitouch thermal insulation prevents burns.  
 Ø 40mm pressure-balancing ceramic cartridge with pre-set maximum temperature limiter.  
 Body and spout with smooth interiors and low water volume (reduces bacterial niches).  
 Flow rate regulated at 5 lpm at 3 bar.  
 Chrome-plated brass body.  
 Hygiene control lever L. 150mm.  
 Mixer supplied with offset standard connectors M1/2" M3/4".  
 Mechanical mixer ideal for healthcare facilities, retirement and care homes, hospitals and clinics.  
 Mixer suitable for people with reduced mobility.  
 30-year warranty.

## TECHNICAL CHARACTERISTICS

**SECURITHERM EP pressure-balancing basin mixer - Ref. 2445LEPS**

Connector	M1/2"
Technology	SECURITHERM EP mixer, Securitouch
Spout length	200mm
Flow rate	5 lpm
Temperature limiter	Yes
Finish	Chrome-plated
Norms	   
Warranty	
Repairability	

## ADVANTAGES



EP: HW flow reduced if CW fails



Securitouch thermal insulation prevents burns



EP: reduces pressure variations



Hygiene: smooth interior reduces bacteria

