

SECURITHERM EP pressure-balancing basin mixer

Ref. 2445LEPS

Wall-mounted mixer with swivel spout L. 200mm, Hygiene lever L. 150mm











DESCRIPTION

SECURITHERM EP pressure-balancing basin mixer - Ref. 2445LEPS

Wall-mounted SECURITHERM pressure-balancing basin mixer.
 Wall-mounted mixer with flat, swivelling under spout L. 200mm with hygienic flow straightener suitable for fitting a BIOFIL point-of-use filter.
 Anti-scalding safety: HW flow rate is reduced if CW fails (and vice versa).
 Stable temperature regardless pressure and flow rate variations in the system.
 Securitouch thermal insulation prevents burns.
 Ø 40mm pressure-balancing ceramic cartridge with pre-set maximum temperature limiter.
 Body and spout with smooth interiors and low water volume (reduces bacterial niches).
 Flow rate regulated at 5 lpm at 3 bar.
 Chrome-plated brass body.
 Hygiene control lever L. 150mm.
 Mixer supplied with offset standard connectors M1/2" M3/4".
 Mechanical mixer ideal for healthcare facilities, retirement and care homes, hospitals and clinics.
 Mixer suitable for people with reduced mobility.
 30-year warranty.

TECHNICAL CHARACTERISTICS

SECURITHERM EP pressure-balancing basin mixer - Ref. 2445LEPS

Connector	M1/2"
Technology	SECURITHERM EP mixer, Securitouch
Spout length	200mm
Flow rate	5 lpm
Temperature limiter	Yes
Finish	Chrome-plated
Norms	ACS      
Warranty	
Repairability	

ADVANTAGES



EP: HW flow reduced if CW fails



Securitouch thermal insulation prevents burns



EP: reduces pressure variations



Hygiene: smooth interior reduces bacteria

