

Mechanical basin mixer swivelling spout H.205 L.170

Ref. 2564T5

Single hole, single control tall mixer with ceramic cartridge

DESCRIPTION







Mechanical basin mixer swivelling spout H.205 L.170 - Ref. 2564T5

Deck-mounted mechanical basin mixer
Single hole, single control with swivelling spout H. 205mm L. 170mm.
Tall mixer with BIOSAFE hygienic outlet suitable for fitting a BIOFIL point-of-use filter.
Ø 35mm classic ceramic cartridge with pre-set maximum temperature limiter.
Body and spout with smooth interiors (reduces bacterial development).
Thermal shocks are possible without removing the control lever or shutting off the cold water.
Flow rate regulated at 5 lpm.
Chrome-plated brass body and base.
Hygiene control lever L. 185mm requires no manual contact.
PEX flexibles F3/8".
Fixings reinforced via 2 stainless steel rods.
Mechanical mixer ideal for healthcare facilities, retirement and care homes, hospitals and clinics.
Single hole mixer suitable for people with reduced mobility.
Mixer with 30-year warranty.

TECHNICAL CHARACTERISTICS

Mechanical basin mixer swivelling spout H.205 L.170 - Ref. 2564T5

Connector	F3/8"
Height	362mm
Drop height	205mm
Spout length	170mm
Flow rate	5 lpm
Temperature limiter	Yes
Finish	Chrome-plated brass

Norms	   
Warranty	
Repairability	



ADVANTAGES



Hygiene: smooth interior reduces bacteria



Thermal shocks are possible without removing lever



Pre-set maximum temperature limiter



Hygiene lever for no manual contact

