

Mechanical basin mixer

Ref. 2520

Single hole mechanical mixer H. 85mm, L. 135mm







DESCRIPTION

Mechanical basin mixer - Ref. 2520

Deck-mounted mechanical basin mixer.
Single hole mechanical mixer H. 85mm L. 135mm with BIOSAFE hygienic outlet.
Ø 40mm classic ceramic cartridge with pre-set maximum temperature limiter.
No risk of cross flow between the hot and cold water.
No non-return valves on the inlets.
Flow rate limited to 5 lpm at 3 bar.
Sculptured control lever.
Ergonomic, brass pop-up waste 1 1/4".
PEX flexibles F3/8".
Reinforced fixing via 2 stainless steel rods.
Mechanical mixer ideal for healthcare facilities, retirement and care homes, hospitals and clinics.
Suitable for people with reduced mobility.
Mixer with 30-year warranty.

TECHNICAL CHARACTERISTICS

Mechanical basin mixer - Ref. 2520

Connector	F3/8"
Height	165mm
Drop height	85mm
Spout length	135mm
Flow rate	5 lpm at 3 bar
Temperature limiter	Yes
Finish	Chrome-plated stainless steel
Norms	   
Warranty	
Repairability	



ADVANTAGES



Pre-set maximum temperature limiter



Hygiene: BIOSAFE hygienic outlet with no grid



Ergonomic: sculptured lever is easy to grip



Water saving: flow rate limited to 5 lpm at 3 bar

