

# Mechanical basin mixer

Ref. 2520

Single hole mechanical mixer H. 85mm, L. 135mm







## DESCRIPTION

**Mechanical basin mixer - Ref. 2520**

Deck-mounted mechanical basin mixer.  
Single hole mechanical mixer H. 85mm L. 135mm with BIOSAFE hygienic outlet.  
Ø 40mm classic ceramic cartridge with pre-set maximum temperature limiter.  
Flow rate limited to 5 lpm at 3 bar.  
Sculptured control lever.  
Ergonomic pop-up waste 1 1/4" made from stainless steel.  
PEX flexibles F3/8".  
Reinforced fixing via 2 stainless steel rods.  
Mechanical mixer ideal for healthcare facilities, retirement and care homes, hospitals and clinics.  
Suitable for people with reduced mobility.  
Mixer with 30-year warranty.

## TECHNICAL CHARACTERISTICS

**Mechanical basin mixer - Ref. 2520**

Connector	F3/8"
Height	165mm
Drop height	85mm
Spout length	135mm
Flow rate	5 lpm at 3 bar
Temperature limiter	Yes
Finish	Chrome-plated stainless steel
Norms	   
Warranty	
Repairability	



## ADVANTAGES



Pre-set maximum temperature limiter



Hygiene: BIOSAFE hygienic outlet with no grid



Ergonomic: sculptured lever is easy to grip



Water saving: flow rate limited to 5 lpm at 3 bar

