

BLACK BINOPTIC MIX

electronic mixer

Ref. 498MCHB

Battery-operated, H. 250mm




DESCRIPTION

BLACK BINOPTIC MIX electronic mixer - Ref. 498MCHB

Deck-mounted matte black electronic basin mixer:
Independent IP65 electronic control unit.
123 6V Lithium batteries.
Flow rate pre-set at 3 lpm at 3 bar, can be adjusted from 1.4 - 6 lpm.
Scale-resistant flow straightener.
Adjustable duty flush (pre-set flush 60 seconds every 24 hours after last use).
Active, infrared presence detection, sensor at the end of the spout optimises detection.
Chrome-plated brass body.
Matte black chrome finish.
PEX flexibles with filters and solenoid valves M $\frac{3}{8}$ ".
Fixing reinforced by 2 stainless steel rods.
Anti-blocking security.
Spout with smooth interior and low water volume (reduces bacterial development).
Side temperature control with adjustable maximum temperature and long lever.
Drop height 250mm for counter-top washbasins.
Suitable for people with reduced mobility.
30-year warranty.

TECHNICAL CHARACTERISTICS

BLACK BINOPTIC MIX electronic mixer - Ref. 498MCHB

Supply	6V batteries
Connector	M3/8"
Technology	Electronic
Drop height	250mm
Spout length	185mm
Flow rate	3 lpm
Finish	Matte black chrome
Norms	 
Warranty	



ADVANTAGES



Exceptional water savings: 90%



Hygiene: no manual contact



LED diagnostic aid

