

BLACK BINOPTIC electronic tap

Ref. 478035

Battery-operated, H. 90mm




DESCRIPTION

BLACK BINOPTIC electronic tap - Ref. 478035

Deck-mounted matte black electronic basin tap:
Independent IP65 electronic control unit.
123 6V Lithium battery-operated.
Flow rate pre-set at 3 lpm at 3 bar, can be adjusted from 1.4 to 6 lpm.
Scale-resistant flow straightener.
Adjustable duty flush (pre-set flush ~60 seconds every 24hr after last use).
Active, infrared presence detection, sensor at the end of the spout optimises detection.
Chrome-plated brass body.
Matte black chrome finish.
PEX flexible with filter and solenoid valve M3/8".
Fixing reinforced by 2 stainless steel rods.
Anti-blocking safety.
Spout with smooth interior and low volume of water (reduces niches where bacteria can develop).
Suitable for people with reduced mobility.
30-year warranty.





TECHNICAL CHARACTERISTICS

BLACK BINOPTIC electronic tap - Ref. 478035

Supply	6V batteries
Connector	M3/8"
Technology	Electronic
Drop height	90mm
Spout length	125mm
Flow rate	3 lpm
Finish	Matte black chrome
Norms	ACS 
Warranty	
Repairability	



ADVANTAGES

-  90% water savings
-  Hygiene: no manual contact
-  Anti-bacterial proliferation duty flush
-  LED diagnostic aids

