

# Mechanical mixer for sinks or troughs

Ref. 2564T4

High swivelling spout H. 300mm L. 250mm







## DESCRIPTION

**Mechanical mixer for sinks or troughs - Ref. 2564T4**

Deck-mounted mechanical sink mixer.  
Single hole, single control mixer with swivelling spout H. 305mm L. 220mm.  
Tall mixer with hygienic flow straightener suitable for fitting a BIOFIL terminal filter.  
Ø 35mm classic ceramic cartridge with pre-set maximum temperature limiter.  
Body and spout with smooth interiors (reduced bacterial development).  
No risk of cross flow between the hot and cold water.  
No non-return valves on the inlets.  
Thermal shocks are easy to undertake without removing the control lever or shutting off the cold water supply.  
Flow rate limited to 9 lpm at 3 bar.  
Chrome-plated brass body and spout.  
Hygiene control lever L. 185mm requires no manual contact.  
PEX flexibles F3/8".  
Fixings reinforced by 2 stainless steel rods and back-nuts.  
Mechanical mixer ideal for people with healthcare facilities, retirement and care homes, hospitals and clinics.  
Single hole mixer suitable for people with reduced mobility.  
Mixer with 30-year warranty.





## TECHNICAL CHARACTERISTICS

**Mechanical mixer for sinks or troughs - Ref. 2564T4**

Connector	F3/8"
Height	462mm
Drop height	305mm
Spout length	220mm
Flow rate	9 lpm at 3 bar
Temperature limiter	Yes
Finish	Chrome-plated brass
Norms	   
Warranty	
Repairability	



## ADVANTAGES

-  Hygiene: smooth interiors reduce bacteria
-  Thermal shock without removing the control lever
-  Pre-set maximum temperature limiter
-  No manual contact thanks to Hygiene control lever

