

# TEMPOMATIC MIX 5

## electronic basin mixer

Ref. 49900015

Mains supply - recessed unit






### DESCRIPTION

**TEMPOMATIC MIX 5 electronic basin mixer - Ref. 49900015**

Deck-mounted electronic basin mixer:  
 230/6V recessed mains supply.  
 Reduced-stagnation solenoid valve and electronic unit integrated into the body of the mixer.  
 Flow rate pre-set at 3 lpm at 3 bar, can be adjusted from 1.4 to 6 lpm.  
 Scale-resistant flow straightener.  
 Duty flush (~60 seconds every 24 hours after last use).  
 Active, infrared presence detection, sensor at the end of the spout optimises detection.  
 Chrome-plated metal body.  
 PEX flexibles M $\frac{1}{2}$ " with stopcocks, filters, non-return valves and conical inlets Ø 15.  
 Fixing reinforced by two stainless steel rods.  
 Anti-blocking security.  
 Side temperature control with adjustable maximum temperature limiter.  
 Suitable for people with reduced mobility.  
 30-year warranty.

### TECHNICAL CHARACTERISTICS

**TEMPOMATIC MIX 5 electronic basin mixer - Ref. 49900015**

Supply	230/6V mains supply
Connector	M $\frac{1}{2}$ " Ø 15mm
Technology	Electronic
Drop height	74mm
Spout length	105mm
Flow rate	3 lpm
Finish	Chrome-plated metal
Norms	ACS  WRAS 
Warranty	

### ADVANTAGES



Total hygiene: no manual contact



90% water savings



Anti-bacterial proliferation duty flush



Recessed mains supply

