

Recessed mechanical shower mixer with pressure-balancing

Ref. 2541EP

Mechanical pressure-balancing mixer in a waterproof housing, kit 2/2



DESCRIPTION

Recessed mechanical shower mixer with pressure-balancing - Ref. 2541EP

Mechanical shower mixer with pressure-balancing which can be recessed, kit 2/2.

Single control mixer with Ø 40mm ceramic cartridge with pressure-balancing. Pre-set maximum temperature limiter.

Mixer with anti-scalding safety: HW flow rate reduced if CW supply fails (and vice versa).

Stable temperature regardless of variations in pressure and flow rate in the system.

Thermal shocks are easy to undertake without removing the control lever or shutting off the cold water.

Flow rate regulated at 9 lpm (mixer only), 6 lpm at 3 bar with shower head. Solid control lever.

Filters and non-return valves on the inlets.

Order a wall-mounted outlet or shower head to complete.

Bright polished stainless steel cover plate 166 x 166mm.

Mechanical shower mixer with SECURITHERM pressure-balancing ideal for healthcare facilities, retirement and care homes, hospitals and clinics.







Shower mixer suitable for people with reduced mobility.

Mixer with 30-year warranty.

Order with a waterproof recessing housing ref. 254BOX.

TECHNICAL CHARACTERISTICS

Recessed mechanical shower mixer with pressure-balancing - Ref. 2541EP

Supply	1/2"
Technology	Mixer with SECURITHERM EP pressure-balancing
Flow rate	Flow rate regulated at 9 lpm (mixer only), 6 lpm at 3 bar with shower head
Temperature limiter	Yes
Finish	Chrome-plated brass
Norms	   
Warranty	
Repairability	

ADVANTAGES



HW flow rate reduced if CW supply fails



EP: reduces temperature variations



Thermal shock without removing control lever



Ergonomic: solid lever is easy to grip

