

Recessing housing for mechanical shower mixers

Ref. 254CBOX

Mechanical mixer, kit 1/2



DESCRIPTION

Recessing housing for mechanical shower mixers - Ref. 254CBOX




Waterproof recessing housing for mechanical shower mixers, kit 1/2.

- Collar with waterproof seal.
- Hydraulic connection from the outside and maintenance from the front.
- Top inlets.
- Adjusts to all types of installations (rails, solid walls, panels).
- Compatible with wall finishes 10 - 120mm (while maintaining the minimum recessing depth of 83mm).
- Suitable for standard or "pipe-in-pipe" supply.
- Stopcocks and flow rate adjustment, filters and cartridge are all integrated and accessible from the front.
- Mechanical shower mixer.
- Supplied in 2 kits: secure system flush without sensitive elements.

30-year warranty.
Order with a control plate reference 2551 or 2551EP.

TECHNICAL CHARACTERISTICS

Recessing housing for mechanical shower mixers - Ref. 254CBOX

Supply	1/2"
Depth	80 - 110mm
Width	224mm
Norms	  
Warranty	

ADVANTAGES



For recessed installation



Adjustable and modular waterproof housing



Housing is 100% waterproof

